

For the quarter ended 30 June 2020

## NZ Funds Advised Portfolio Service Global Income Portfolio

This fund update was first made publicly available on 28 July 2020

### What is the purpose of this update?

This document tells you how the Global Income Portfolio has performed and what fees were charged. The document will help you to compare the fund with other funds. New Zealand Funds Management Limited prepared this update in accordance with the Financial Markets Conduct Act 2013. This information is not audited and may be updated.

### Description of this fund

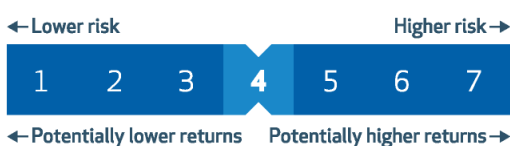
The objective of the Global Income Portfolio is to provide exposure to income assets. The fund is anticipated to hold mainly international bonds.

Total value of the fund \$124,216,446

The date the fund started 31 October 2008

### What are the risks of investing?

Risk indicator for the Global Income Portfolio:



The risk indicator is rated from 1 (low) to 7 (high). The rating reflects how much the value of the fund's assets goes up and down. A higher risk generally means higher potential returns over time, but more ups and downs along the way.

To help you clarify your own attitude to risk, you can seek financial advice or work out your risk profile at [www.nzfunds.co.nz/AdviceSolutions/RiskProfile/](http://www.nzfunds.co.nz/AdviceSolutions/RiskProfile/)

Note that even the lowest category does not mean a risk-free investment, and there are other risks that are not captured by this rating.

The risk indicator is not a guarantee of a fund's future performance. The risk indicator is based on the returns data for the five years to 30 June 2020. While risk indicators are usually relatively stable, they do shift from time to time. The risk indicator will continue to be updated in future fund updates.

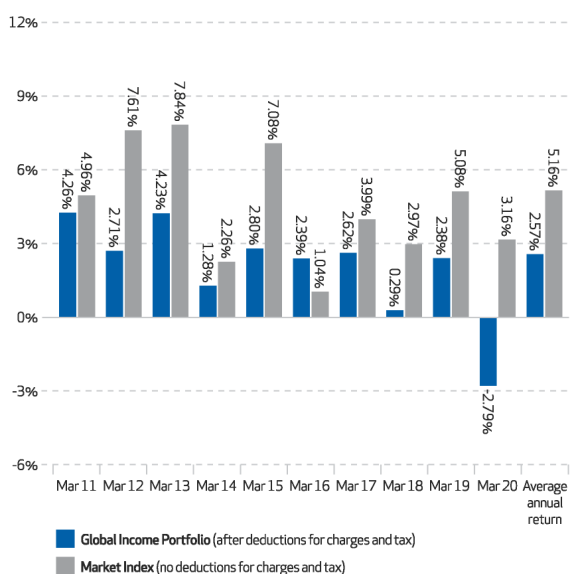
See the Product Disclosure Statement (PDS) for more information about the risks associated with investing in this fund.

### How has the fund performed?

	Average over past 5 years	Past year
<b>Annual return</b> (after deductions for charges and tax)	2.27%	1.00%
<b>Annual return</b> (after deductions for charges but before tax)	3.12%	0.99%
<b>Market index annual return</b> (reflects no deduction for charges and tax)	5.40%	7.15%

The market index annual return is based on the Bloomberg Barclays Global Aggregate Corporate Total Return Index Hedged USD. Additional information about the market index is available on the offer register at [www.companiesoffice.govt.nz/disclose](http://www.companiesoffice.govt.nz/disclose).

#### Annual return graph<sup>1</sup>



This shows the return after fund charges and tax for each of the last 10 years ending 31 March. The last bar shows the average annual return for the last 10 years, up to 30 June 2020.

**Important:** This does not tell you how the fund will perform in the future.

Returns in this update are after tax at the highest prescribed investor rate (PIR) of tax for an individual New Zealand resident. Your tax may be lower.

## What fees are investors charged?

Investors in the Global Income Portfolio are charged fund charges. In the year to 31 March 2020 these were:

	% of net asset value
<b>Total fund charges</b>	1.53%
Which are made up of:	
<b>Total management and administration charges</b>	1.53%
Including:	
Manager's basic fee	1.44%
Other management and administration charges	0.09%
<b>Total performance-based fees</b>	0.00%*

\*Note: Performance-based fees are subject to market movements and manager performance and the amount of these fees for any given period may materially differ from those disclosed for the year to 31 March 2020.

See the PDS for more information about the basis on which performance-based fees are charged.

Investors may also be charged individual action fees for specific actions or decisions (for example, if an investor has a financial adviser and has agreed to pay a fee to the adviser for providing financial advice). NZ Funds does not currently charge any establishment, contribution, termination, withdrawal or switch fees. See the PDS for the NZ Funds Advised Portfolio Service for more information about fees.

Small differences in fees and charges can have a big impact on your investment over the long term.

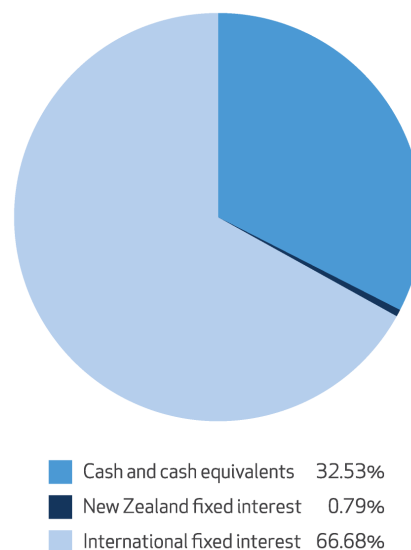
## Example of how this applies to an investor

Liam had \$10,000 in the fund at the start of the year and did not make any further contributions. At the end of the year, Liam received a return after fund charges were deducted of \$100 (that's 1.00% of his initial \$10,000). Liam did not pay any other charges. This gives Liam a total return after tax of \$100 for the year.

## What does the fund invest in?

This shows the types of assets that the fund invests in.

### Actual investment mix



### Target investment mix<sup>2</sup>

Cash and cash equivalents	5%
New Zealand fixed interest	0%
International fixed interest	95%
Australasian equities	0%
International equities	0%
Listed property	0%
Unlisted property	0%
Commodities	0%
Other	0%

## What does the fund invest in? (continued)

### Top 10 investments

	Name	Percentage of fund net assets	Type	Country	Credit Rating
1	Citibank Hong Kong USD current account	25.80%	Cash and cash equivalents	United States of America	A-1
2	Citibank New Zealand NZD current account	7.17%	Cash and cash equivalents	United States of America	A-1
3	Southern Copper 7.50% 27/07/2035	6.85%	International fixed interest	United States of America	BBB+
4	JPMorgan Chase 3.625% 01/12/2027	6.61%	International fixed interest	United States of America	BBB+
5	Goldman Sachs Group 3.5% 01/04/2025	5.89%	International fixed interest	United States of America	BBB+
6	Citigroup Inc 4.125% 25/07/2028	5.63%	International fixed interest	United States of America	BBB
7	AT&T Inc 4.35% 01/03/2029	5.03%	International fixed interest	United States of America	BBB
8	American Homes 4 Rent 4.9% 15/02/2029	4.83%	International fixed interest	United States of America	BBB-
9	Netflix 5.375% 15/11/2029	4.68%	International fixed interest	United States of America	BB-
10	Energizer Holdings 4.75% 15/06/2028	4.09%	International fixed interest	United States of America	B+

The top 10 investments make up 76.58% of the fund.<sup>3</sup>

NZ Funds actively manages the foreign currency exposure of the fund. Where the fund holds assets denominated in a foreign currency, NZ Funds has the choice of whether to hedge back to the NZ dollar or retain a foreign currency exposure. The fund may also take active foreign currency positions by holding non-NZD cash and/or foreign currency derivatives. As at 30 June 2020, the fund's foreign currency exposure was 4.05%.

## Key personnel

This shows the directors and employees who have the most impact on the investment decisions of the fund.

Name	Current position	Time in current position	Previous or other position	Time in previous or other position
Michael Lang	Chief Executive and a Director	1 year 9 months	Chief Investment Officer, New Zealand Funds Management Limited	10 years 1 month
James Grigor	Chief Investment Officer and a Principal	1 year 7 months	Senior Portfolio Manager, New Zealand Funds Management Limited	1 year 7 months
Mark Brooks	Head of Income and a Principal	12 years 7 months	Senior Portfolio Manager, Credaris	3 years 4 months
David Wilson	Chief Operating Officer - Investments and a Principal	1 year 7 months	Investment Strategist, New Zealand Funds Management Limited	21 years 11 months
David Haslam	Senior Dealer	3 years 6 months	Equities Trader, UBS NZ	0 years 11 months

## Further information

---

You can also obtain this information, the PDS for the NZ Funds Advised Portfolio Service, and some additional information from the offer register at [www.companiesoffice.govt.nz/disclose/](http://www.companiesoffice.govt.nz/disclose/).

## Notes

1. The bar graph shows fund returns after the deduction of fees and tax; however, the market index returns are shown before any fees or tax are deducted.
2. Targets indicate what are expected to apply over the course of an economic cycle and should be considered as general guidance only. NZ Funds is an active manager and may use investment strategies that differ materially from the targets.
3. The top 10 investments have been compiled using a balance sheet approach. This differs from the approach used in compiling the actual and target investment mixes, which include the impact of derivatives.

**Manager**

New Zealand Funds Management Limited  
Level 16, Zurich House  
21 Queen Street  
Private Bag 92163  
Auckland 1142  
Attention: Head of Client Services  
Phone 09 377 2277 or 0508 733 337  
info@nzfunds.co.nz