

For the quarter ended 30 June 2019

NZ Funds KiwiSaver Scheme Income Strategy

This fund update was first made publicly available on 26 July 2019

What is the purpose of this update?

This document tells you how the Income Strategy has performed and what fees were charged. The document will help you to compare the fund with other funds. New Zealand Funds Management Limited prepared this update in accordance with the Financial Markets Conduct Act 2013. This information is not audited and may be updated.

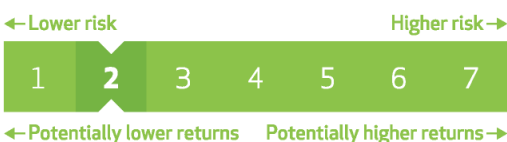
Description of this fund

The objective of the Income Strategy is to provide exposure to income assets using an active management approach. It is anticipated that the fund will mainly hold cash and cash equivalents, and Australasian and international bonds. It may also invest in other permitted assets.

Total value of the fund	\$31,480,697
Number of investors in the fund	7,750
The date the fund started	1 November 2010

What are the risks of investing?

Risk indicator for the Income Strategy:



The risk indicator is rated from 1 (low) to 7 (high). The rating reflects how much the value of the fund's assets goes up and down. A higher risk generally means higher potential returns over time, but more ups and downs along the way.

To help you clarify your own attitude to risk, you can seek financial advice or work out your risk profile at www.nzfunds.co.nz/AdviceSolutions/RiskProfile/

Note that even the lowest category does not mean a risk-free investment, and there are other risks that are not captured by this rating.

The risk indicator is not a guarantee of a fund's future performance. The risk indicator is based on the returns data for the five years to 30 June 2019. While risk indicators are usually relatively stable, they do shift from time to time. The risk indicator will continue to be updated in future fund updates.

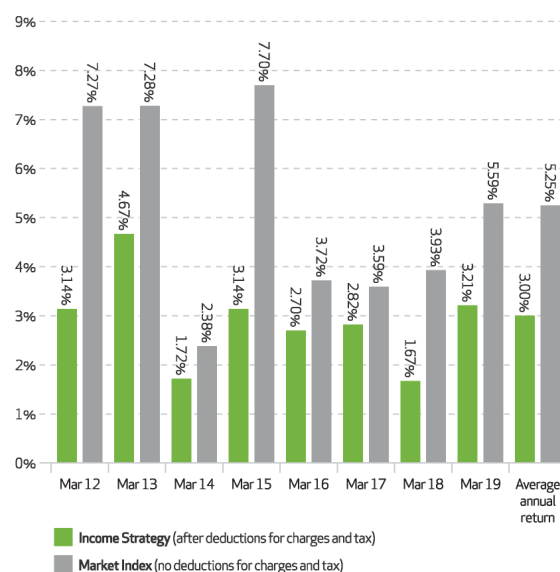
See the Product Disclosure Statement (PDS) for more information about the risks associated with investing in this fund.

How has the fund performed?

	Average over past 5 years	Past year
Annual return (after deductions for charges and tax)	2.82%	4.55%
Annual return (after deductions for charges but before tax)	3.93%	6.37%
Market index annual return (reflects no deduction for charges and tax)	5.08%	8.22%

The market index annual return is based on a composite index calculated using the market indices and weightings set out in the Statement of Investment Policy and Objectives (SIPO). Additional information about the market index is available on the offer register at www.companiesoffice.govt.nz/disclose.

Annual return graph¹



This shows the return after fund charges and tax for each year ending 31 March since the fund started. The last bar shows the average annual return since the fund started, up to 30 June 2019.

Important: This does not tell you how the fund will perform in the future.

Returns in this update are after tax at the highest prescribed investor rate (PIR) of tax for an individual New Zealand resident. Your tax may be lower.

What fees are investors charged?

Investors in the Income Strategy are charged fund charges. In the year to 31 March 2019 these were:

	% of net asset value
--	----------------------

Total fund charges 1.15%

Which are made up of:

Total management and administration charges 1.15%

Including:

Manager's basic fee 0.95%

Other management and administration charges 0.20%

Total performance-based fees n/a

Other charges	\$ amount per investor
----------------------	-------------------------------

Administration fee² \$36

Investors may also be charged individual action fees for specific actions or decisions (for example, for withdrawing from or switching funds). See the PDS for the NZ Funds KiwiSaver Scheme for more information about those fees.

Small differences in fees and charges can have a big impact on your investment over the long term.

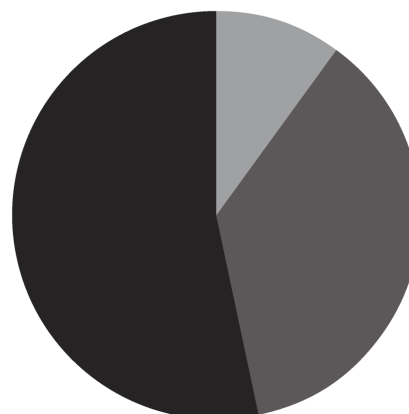
Example of how this applies to an investor

Liam had \$10,000 in the fund at the start of the year and did not make any further contributions. At the end of the year, Liam received a return after fund charges were deducted of \$455 (that's 4.55% of his initial \$10,000). Liam also paid \$36 in other charges. This gives Liam a total return after tax of \$419 for the year.

What does the fund invest in?

This shows the types of assets that the fund invests in.

Actual investment mix



Cash and cash equivalents	10.03%
New Zealand fixed interest	36.85%
International fixed interest	53.12%

Target investment mix³

Cash and cash equivalents	10%
New Zealand fixed interest	37%
International fixed interest	53%
Australasian equities	0%
International equities	0%
Listed property	0%
Unlisted property	0%
Commodities	0%
Other	0%

What does the fund invest in? (continued)

Top 10 investments

	Name	Percentage of fund net assets	Type	Country	Credit Rating
1	Vector 4.996% 14/03/2024	5.62%	New Zealand fixed interest	New Zealand	BBB
2	Microsoft 3.3% 06/02/2027	4.62%	International fixed interest	United States of America	AAA
3	Insurance Australia Group 5.15% 15/06/2043	4.59%	New Zealand fixed interest	New Zealand	BBB
4	Westpac current account	4.36%	Cash and cash equivalents	New Zealand	A-1+
5	BlueScope Steel Finance USA 4.625% 25/05/2023	4.33%	International fixed interest	Australia	BBB-
6	United States Treasury Note/Bond 2.625% 15/02/2029	3.84%	International fixed interest	United States of America	AAA
7	Westpac Banking 4.695% 01/09/2026	3.70%	New Zealand fixed interest	New Zealand	BBB
8	Icahn Enter/Fin IEP 6.25% 15/05/2026	3.69%	International fixed interest	United States of America	BB+
9	Westpac 32 day term deposit	3.60%	Cash and cash equivalents	New Zealand	A-1+
10	WEL Networks 4.9% 02/08/2023	3.39%	New Zealand fixed interest	New Zealand	

The top 10 investments make up 41.74% of the fund.⁴

NZ Funds actively manages the foreign currency exposure of the fund. Where the fund holds assets denominated in a foreign currency, NZ Funds has the choice of whether to hedge back to the NZ dollar or retain a foreign currency exposure. The fund may also take active foreign currency positions by holding non-NZD cash and/or foreign currency derivatives. As at 30 June 2019, the fund's foreign currency exposure was 4.95%.

Key personnel

This shows the directors and employees who have the most impact on the investment decisions of the fund.

Name	Current position	Time in current position	Previous or other position	Time in previous or other position
Michael Lang	Chief Executive and a Director	0 years 9 months	Chief Investment Officer, New Zealand Funds Management Limited	10 years 1 month
James Grigor	Chief Investment Officer and a Principal	0 years 7 months	Senior Portfolio Manager, New Zealand Funds Management Limited	1 years 7 months
Mark Brooks	Head of Income and a Principal	11 years 7 months	Senior Portfolio Manager, Credaris	3 years 4 months
David Wilson	Chief Operating Officer - Investments and a Principal	0 years 7 months	Investment Strategist, New Zealand Funds Management Limited	21 years 11 months
David Haslam	Senior Dealer	2 years 6 months	Equities Trader, UBS NZ	0 years 11 months

Further information

You can also obtain this information, the PDS for the NZ Funds KiwiSaver Scheme, and some additional information from the offer register at www.companiesoffice.govt.nz/disclose/.

Notes

1. The bar graph shows fund returns after the deduction of fees and tax; however, the market index returns are shown before any fees or tax are deducted.
2. The NZ Funds KiwiSaver Scheme has an administration fee of \$3.00 per investor per month.
3. The fund is able to invest in a wide range of assets and does not have a target investment mix. For the purposes of this update, the target investment mix has been compiled using the actual investment mix. NZ Funds is an active investment manager and as a result the actual investment mix and target investment mix will change in the future and changes may be material.
4. The top 10 investments have been compiled using a balance sheet approach. This differs from the approach used in compiling the actual and target investment mixes, which include the impact of derivatives.

Manager

New Zealand Funds Management Limited
Level 16, Zurich House
21 Queen Street
Private Bag 92163
Auckland 1142
Attention: Head of Client Services
Phone 09 377 2277 or 0508 733 337
info@nzfunds.co.nz

Administration Manager

Link Market Services
Level 11, Deloitte Centre
80 Queen Street
PO Box 92050
Auckland 1142
Phone 0800 693 5494
NZFKiwi@linkmarketservices.com